

Take part in the role

Onboarding Scenario – Caregiver RESCUE

PLAY out the following scenarios and EVALUATE your skill development.

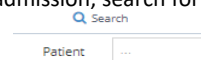
In order to make the training session usable for many users, we suggest that you declare the patients whose you already invented a name and their surnames.

Notions to acquire Fixed Emergency Station 1/2	Difficulties	Validation
--	--------------	------------

Admission of a spectator patient and simple end		1	
Scenario	Your best friend comes to the North Aid Station. She has just fallen from her height and suffers from Microdermabrasion on her left arm. her arm is also inflamed and slightly painful (4/10). We disinfect it. She leaves the post 5 minutes later, with instructions to come back in the afternoon if the pain has not subsided.		
Trick	Consult the RESCUE Caregiver Reflex Sheet . 2nd Step.		

Admission of a patient belonging to the organization and a simple end		1	
Scenario	Your neighbour is a bartender at the festival bar. He's 40 years ago. He opened his right forearm deeply with a corkscrew. It bleeds profusely. He is pale, has a 9/4 pulse and 120bpm circulation. He remains under observation		
Trick	Consult the RESCUE Caregiver Reflex Sheet to declare admission correctly. 2nd step.		

Admission of a participant with a pre-imported bib number		1	
Scenario	Bib number xx comes to the aid station a feeling of sickness with an inclination to vomit. The doctor prescribes him a medicine then he leaves.		
Trick	Consult the Caregiver Reflex Sheet Step 2 bis (or 2 in PREMIUM). In order to declare his admission, search for the patient using his bib number in the search bar.		










Request for medical advice or evacuation		2	
Scenario	The bartender's condition stabilized. However, you need medical advice before going further. So you call the Urgent medical aid service by it role will tell you to send him to the nearest hospital by his own means. The bartender leaves.		
Trick	You record the opinion of the SAMU in the "Prescription" field of the "Check-ups" tab		

Admit a patient for a second treatment		2	
Scenario	Your best friend is coming back to see you at the aid station. His right forearm pain got worse (7/10). You put cold on her and keep her under observation. Declare her passage without having to rewrite all the civil status information concerning her!		
Trick	Consult the RESCUE Caregiver Reflex Sheet Reflex Sheet . Stage 2		

>> At the end of training, remember to declare the discharge of the patients or more than you have admitted!

Take part in the role

Notions to acquire Fixed Emergency Station 2/2		Difficulties	Validation
Add attachment, photo to folder		1	
Scenario	Your other neighbour comes to the aid station with his 10-year-old nephew, named Pierre. Pierre suffers from strong headaches, after having made an exhaustive assessment (constants, etc.). As Pierre is a minor, you must take a photo of your neighbour's identity document and save it in Pierre's care file. Pierre and your neighbour leave.		
Trick	Access to the "Files" tab in the patient's health record.		
Find a << spontaneous request requiring no treatment or assessment >>		1	
Scenario	A festival-goer comes to ask you for earplugs, between you and yourself, you do not need to take his identity to provide it.		
Trick	Create an "UNKNOWN" patient file by answering "Yes" to the question (RESCUE Caregiver Reflex Sheet . Step 2) Unknown? * <input checked="" type="radio"/> Yes <input type="radio"/> No		
Consult the patient care pathway		1	
Scenario	Your friend is still under observation. Your team leader wants to check the time of the first treatment!		
Trick	Access the "Care path" tab in the patient's health file. If a previous treatment has taken place, a number will prompt you to consult the file! 		
Access patient medical history & previous care		1	
Scenario	You want to check the evolution of your friend's pain compared to his first treatment.		
Trick	Access the "Medical History" tab in the patient's health record. If a history or previous treatment has already been recorded, a number will automatically prompt you to consult the file! 		
Complete the patient's civil status file		1	
Scenario	Your team leader asks you to save your friend's address in the database		
Trick	Access the "Civil Status" tab in the patient's health record. 		
View/modify a closed file		2	
Scenario	You forgot to note that you disinfected a wound on Pierre's right hand. Go modify his patient file!		
Trick	All the files, including closed files, can be consulted by clicking on the "View all" button, located at the bottom of the list of patients currently treated. 		
Print a patient's care record		3	
Scenario	You want to print the bartender's file into PDF.  ALERT Intervention of 12/1/22 at 11:55 AM 		
Trick	Re-open his file and click on their name in the blue frame at the top of the page. Once in their participant file, you will see a  button at the bottom of the page. Sheet A4_Impressions_DossierPatient_PDF presents the method in details in Event creation tutorial, export to pdf Sheet last step		

>> At the end of training, remember to declare the discharge of the patients or more than you have admitted!